



RAMAKRISHNA SENIOR SECONDARY SCHOOL

M-BLOCK, VIKAS PURI, NEW DELHI-18

Session : 2023 - 24

Holiday Homework

Class: U.K.G



Dear Parents

Greetings from the RKS Fraternity

The Academic Session 2023-24 has begun in full swing and students have settled well in their classes. Now is the time for Summer Break. The School will be closed for Summer break from **May 15, 2023 to July 2, 2023**. The school will reopen on **July 3, 2023**. In order to keep our students well engaged, we are sending the Summer Holiday Homework.

GENERAL INSTRUCTIONS

1. Make sure to get all work done by the child himself/ herself. As a Parent you can guide your child but don't involve yourself in doing the work.
2. The Holidays ' Homework is a part of internal assessment and carries marks, hence everyday take out some quality time for your child and make him/ her complete the work.
3. We will be conducting PT -1 exams for LKG and UKG Classes in the month of July. Sincere completion of Holidays' Homework will help your child prepare for the exams.
4. Holidays' Homework is to be submitted positively in the first week of July in a well labeled folder as per the instructions given by the teacher.

Summer Vacations are the most awaited holidays by the students. It is also a time to enjoy those little pleasures of life that get overlooked during the busy school routine. They get a positive bounce back when they rejoin school after this much needed break. There are a few things that students can keep in mind to utilize this break fruitfully.

- ❖ Go for educational trips and excursions.
- ❖ Spend quality time with family and friends.
- ❖ Pursue your hobbies and interests.
- ❖ Sharpen your skills and develop new ones.
- ❖ Follow a fitness regime to stay agile both mentally and physically.
- ❖ Learn and explore new things.
- ❖ Relax your body and mind because, “ **A Healthy Mind Lives in a Healthy Body.**”

HOW INDEPENDENT CAN I BECOME ?

- ❖ Buttoning or unbuttoning the shirt.
- ❖ Laying the table & wearing Apron.
- ❖ Arranging toys & books.
- ❖ Wearing socks & shoes and also tying shoe laces.
- ❖ Packing & unpacking the bag.
- ❖ Opening of books & notebooks.

LET US EXPRESS OUR SELF

Speak in simple English with your Mom & Dad.

Use magic words and short sentences like: Sorry, Thank you, May I, Excuse me

I have finished my work/lunch, Please switch on / off the fan.

ORATORY SKILLS

- **ENGLISH** : Learn new words starting from letter (a-l) to raise your vocabulary.
- **ENGLISH RHYME** : Learn the Rhymes - God is Great , Little Miss Muffet, Vegetables, Down at the Bus Stop

ENGLISH Story: Learn English Term I Story ' Fox and the Crow '(Refer Rhyme Book)

HINDI : Do reading of page no.-2,3 from शब्द ज्ञान book .

HINDI RHYME : Learn the Rhymes- प्रणाम करो , अपना घर, चुन्नू और मुन्नू,
आलू बोला, माँ तू कितनी अच्छी है

HINDI Story: Learn Hindi Term I Story 'सारस और लोमड़ी (Refer Rhyme Book)


MATHS : Learn Oral Counting from 1 to 100.

G.K : Learn the given topics with question and answers from ' G.k & Conversation'book – Colours & Shapes, Parts of the Body, Sense Organs, My Family, My Classroom & My School, Days and Months.

WRITING SKILLS

ENGLISH (work to be done in Purple notebook of all 3 subjects)

- Write 2 pages of sequence (a-l) 3 times on each page.
- Practice 2 pages of dictation (a-l).
- Write 2 pages of each letter (a-l) undotted .



HINDI (work to be done in Purple notebook of all 3 subjects)

- Write 3 pages of each vyanjan क, ख, ग, घ & ङ .
- Write 3 pages of sequence writing (क- ङ).
- Practice 3 pages of dictation (क- ङ)

MATHS (work to be done in Purple notebook of all 3 subjects)

- Write 3 pages of counting from (1 – 50).
- Write 3 pages of counting from (51 – 100) .
- Practice 3 pages of dictation (1 – 100).

SUBJECT ENRICHMENT ACTIVITY

Complete the attached worksheets of Hindi, Maths & G.K. subjects.

ART & CRAFT

- Prepare a beautiful Father's Day Card for your Dad and gift it to him on father's Day i.e. June 18, 2023. Wishing him '**HAPPY FATHER'S DAY**'.

Have a delightful and productive Summer Break !

Date : _____

Circle the fruits. Draw a square around vegetables.



Signature _____

Date : _____

MY SWEET HOME

- Trace the dotted lines and colour the picture.




Signature _____

Date : _____

व्यंजन ग व् चित्र में रंग भरें।

ग से



गमला

Signature _____

Date : _____

वचन पहचान कर सही व्यंजन से वमलान करें।

	<p>ग</p>
	<p>क</p>
	<p>घ</p>
	<p>ख</p>

Signature _____

Date : _____

Write Missing Numbers







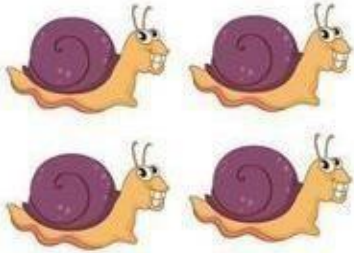
1			4	5	
7	8				12
		15	16		
	20			23	
		27	28		

Signature _____

MATHS ENRICHMENT WORKSHEET - 2

Date : _____

Count & Write.



Signature _____