

**RAMAKRISHNA SENIOR SECONDARY SCHOOL**  
**SUMMER HOLIDAY HOMEWORK**  
**CLASS I (2023-24)**

Dear Parents  
Greetings from the RKS Fraternity!

The Academic Session 2023-24 has begun in full swing and students have settled well in their classes. Now is the time for Summer Break. The School will be closed for Summer Break from May 15, 2023 to July 2, 2023. The school will reopen on July 3, 2023. In order to keep our students well engaged, we are sending the Summer Holiday Homework.

**General Instructions:-**



1. Revise the syllabus covered so far in the class to prepare for Periodic Tests, which will be held in the month of July.
2. Do all the work as specified by the subject teacher.
3. Submit your Holiday Homework in the first week of July as per the teacher's instructions.
4. The students must do their work neatly in their own handwriting. Marks of Internal Assessment will be awarded only if the students do the work in their own handwriting.

Summer Vacations are the most awaited holidays by the students. It is also a time to enjoy those little pleasures of life that get overlooked during the busy school routine. They get a positive bounce back when they rejoin school after this much-needed break. There are a few things that students can keep in mind to utilize this break fruitfully.

- Go for educational trips and excursions.
- Spend quality time with family and friends.
- Pursue your hobbies and interests.
- Sharpen your skills and develop new ones.
- Follow a fitness regime to stay agile both mentally and physically.
- Learn and explore new things.
- Relax your body and mind because, "A Healthy Mind Lives in a Healthy Body."

Have a delightful and productive Summer Break!

**ENGLISH:-**

- Using any 5 different pictures show the concept of one and many . (in English red notebook)  
eg- apple  - apples 
- Make a small coloured scrap file showing 10 pictorial concepts of opposites.
- Complete Cursive Writing book-"Lines and Curves" till page 40 .( one page daily)
- Rewrite the following sentences using capital letter and full stop wherever required. (in English red notebook)
  1. i am a boy
  2. girls love dolls
  3. the car is red
  4. the sun is hot
  5. sunday is a funday
- Take a cut out of ship, make 5 circles, 5 squares, 5 rectangles and 5 triangles in it. Now write ch ,wh, oo, ee phonetic words in circle , triangle, rectangle and square respectively. (on coloured A4 size sheet)



**Revise all work done for PT-1 Exams.**

**English Syllabus of PT-1 Exams:-**

1. Vowels(matching and naming)
2. Rhyming Words
3. Use of capital letter and full stop
4. Phonetic words(oo, ee, ch, wh)
5. One and many
6. Opposites

7. Yes i Can-:  
L-1(Pray to God)

## MATHS:-

- Show the concept of Addition using 5 different types of stickers. Refer Junior Maths Book page 12 and 13 (in Maths blue notebook)
- Learn and write Number Names 1-50 two times .(in Maths blue notebook)
- Learn and write tables of 2 & 3 in an attractive way. Refer Junior Maths Book page 87. (in Maths blue notebook)
- Do Junior Maths book pages- 16, 17, 23, 40, 41, 53, 95, and 96.



Revise all work done for PT-1 Exams.

### Maths Syllabus of PT-1 Exams:-

1. Counting (101-150) straight and backward
2. What comes after, before and in between(101-150)
3. Number names( 1-50)
4. Count and Write
5. Addition(single digit)
6. Table of 2

## E.V.S:-

- Make a small First - Aid Box using an old shoe box containing some necessary items like band-aids, hajmola, sanitizer, dettol, vicks candy, paper soap, cotton,etc.
  - Make a small wall hanging using coloured sheets or ice-cream sticks etc . stating Magic Words like- Thankyou, Sorry, Excuse- me, Welcome etc.
- Father is a greatest gift given to us by God. As Father's Day is on 18<sup>th</sup> June 2023 , go for an outing with your father on that day, spend some time with him ,click some pictures with him and paste them in a collage form in your orange E.V.S notebook. Also make a "Thankyou" greeting card for him, click a picture while giving him the greeting card, paste the picture in your E.V.s orange notebook.



Revise all work done for PT-1 Exams.

### E.V.S Syllabus of PT-1 Exams:-

1. L-1(Myself)
2. L-2 (My Body Parts)
3. L-3(Sense Organs)

## G.K:-

- Do G.K book pages-14, 19, and 24.
- Take an outline printout of your favourite cartoon character, colour it neatly and paste it on A3 size sheet. Also write the name of the cartoon character alongwith 2-3 lines on it.


## Computer:-

- Do question no-A and B of computer book no- 9 in the book itself.
- Paste pictures of any 5 machines in your computer (white) notebook. Write their names also. Refer L-2
- Write following words 5 times in your Computer (white) notebook. Also learn them-  
computer, electronic, machine, easily, tired, monitor, keyboard, mouse, brain, work.
- Read L-3 and revise L-2worksheet.

## Art n Craft:-

- Art in Our Hand book-
  1. Page no:-7-colour the sheep with cryons.
  2. Page no:- 8-colour the cock with sketch pens.
  3. Page no:-9-Thumb impression with poster colours.
- Art and Creativity book-
  1. Page no:-37-Bunnies with paper plates.
  2. Page no:-38- Watermelon with paper .
- Yellow Sketch File-
  1. Draw a fish and colour it.
  2. Draw a Traffic Light and colour it.
  3. Draw the National Flag of India and colour it.

## हिंदी:-

- निम्न शब्दों से वाक्य रचना करें – (ये हिंदी कार्यपुस्तिका में)  
मरहम , शरबत, अदरक, नटखट, बादल, नाटक , आलस, गिलास ,डाकिया, माचिस
  - मधुर कहानियां पुस्तक में से कोई भी एक जानवर की कठपुतली(puppet) बनाएं। (using coloured sheets and ice-cream sticks)
  - हिंदी सुलेख पुस्तिका पूरी करें। (एक पृष्ठ रोज)
  - अमात्रिक ,आ की मात्रा और इ की मात्रा के शब्दों का उपयोग करते हुए एक सुंदर सी रेलगाड़ी बनाएं।  
पहले शब्द का आखरी अक्षर दूसरे शब्द का पहला अक्षर बनेगा। (ये हिंदी कार्यपुस्तिका में)  
उदाहरण :- रस- सड़क- कहर- रात- तारा
-  कक्षा में कराया हुआ सारा कार्य सामायिक परीक्षण-1 के लिए याद करें।

### हिंदी सामायिक परीक्षण 1 – पाठ्यक्रम

#### दिशा :-

1. दो तीन चार वर्णों वाले अमात्रिक शब्द ,आ ,इ की मात्रा )चित्र देखकर शब्द लिखो एवं वाक्य रचना(
2. तुक मिलाओ

#### मधुर कहानियां -

पाठ- 1: आसमान गिरा

## Learn the following given poems for oral exams

### **English:-**

#### **First Grade Rocks!!**

First grade rocks,  
There's lots to do!  
First grade rocks  
For me and you.  
It's so much fun!  
First grade rocks  
For everyone.

### **E.V.S:-**

#### **All of Me**

My hands are for clapping,  
My arms can hug tight,  
My fingers can snap,  
Or you can turn on light.  
My legs are for jumping,  
My eyes help me see,  
This is my body  
And I love all of me!!

## हिंदी -:

निम्न कविताओं को मौखिक परीक्षा के लिए याद करें।

एक मदारी आया था,  
वह दो वानर लाया था,  
कितना खूब नचाया था ,

बेहद रंग जमाया था ।  
लगा रहा था मेला जी,  
मानव खाते केला जी,  
हाथ मिला कर लेते नोट,  
नहीं है इनके दिल में खोट ॥

डाकिया आया , डाकिया आया  
साइकिल पर चढ़कर डाकिया आया,  
डाकिया आया, डाकिया आया

या साथ में अपने पत्र है लाया ।

किरण आओ , बिछिया आओ,  
नितिन तुम भी आ जाओ,  
डाकिया पत्र थमा गया,  
अब तुम भी चले जाओ ॥

## Maths-:

**Learn Table of 2**

$$2 \times 1 = 2$$

$$2 \times 2 = 4$$

$$2 \times 3 = 6$$

$$2 \times 4 = 8$$

$$2 \times 5 = 10$$

$$2 \times 6 = 12$$

$$2 \times 7 = 14$$

$$2 \times 8 = 16$$

$$2 \times 9 = 18$$

$$2 \times 10 = 20$$