

RAMAKRISHNA SENIOR SECONDARY SCHOOL

SUMMER HOLIDAYS HOMEWORK

CLASS XI

(2025-26)

Dear Parents

Greetings from the RKS Fraternity!

The Academic Session 2025-26 has begun in full swing and students have settled well in their classes. Now is the time for Summer Break. The School will be closed for Summer Break from May **24, 2025** to **June 30, 2025**. The school will reopen on **July 1, 2025**. In order to keep our students well engaged, we are sending the **Summer Holiday Homework**.

General Instructions:

1. Revise the syllabus covered so far in the class.
2. Do all the work as specified by the subject teacher.
3. Submit your Holiday Homework in the first week of July as per the teacher's instructions.
4. The students must do their work neatly in their own handwriting. Marks of Internal Assessment will be awarded only if the students do the work in their own handwriting.

Summer Vacations are the most awaited holidays by the students. It is also a time to enjoy those little pleasures of life that get overlooked during the busy school routine. They get a positive bounce back when they rejoin school after this much-needed break.

There are a few things that students can keep in mind to utilize this break fruitfully.

- Go for educational trips and excursions.
- Spend quality time with family and friends.
- Pursue your hobbies and interests.
- Sharpen your skills and develop new ones.
- Follow a fitness regime to stay agile both mentally and physically.
- Learn and explore new things.
- Relax your body and mind because, 'A Healthy Mind Lives in a Healthy Body.'

Have a delightful and productive Summer Break!



ENGLISH:

1. Project Work

Prepare a General Studies Project on the topic '**Science and Technology**' on A4 sized white ruled sheets. The project should be prepared under following headings-

- Application of Science and Technology
- Emerging Technologies
- Science and Technology in the Social Context
- 'Science and Society'

Use Resources such as newspapers, books, magazines, TV Channels and the internet (relevant websites) can be used.

The project should include the following:

- Cover Page (Name, Class, Section)
- Title of the topic
- Index
- Certificate of Completion
- Acknowledgement
- Introduction to the topic
- How science and technology are related
- Role of advancing technology in the society
- Application of technology benefitting the society
- Enumerate the emerging technologies
- What will be your contribution towards the simultaneous development of society and technology
- Conclusion
- Bibliography/ list of resources used

2. Attempt **Unseen Comprehension** (to be done in the book- Evergreen Practice Papers)

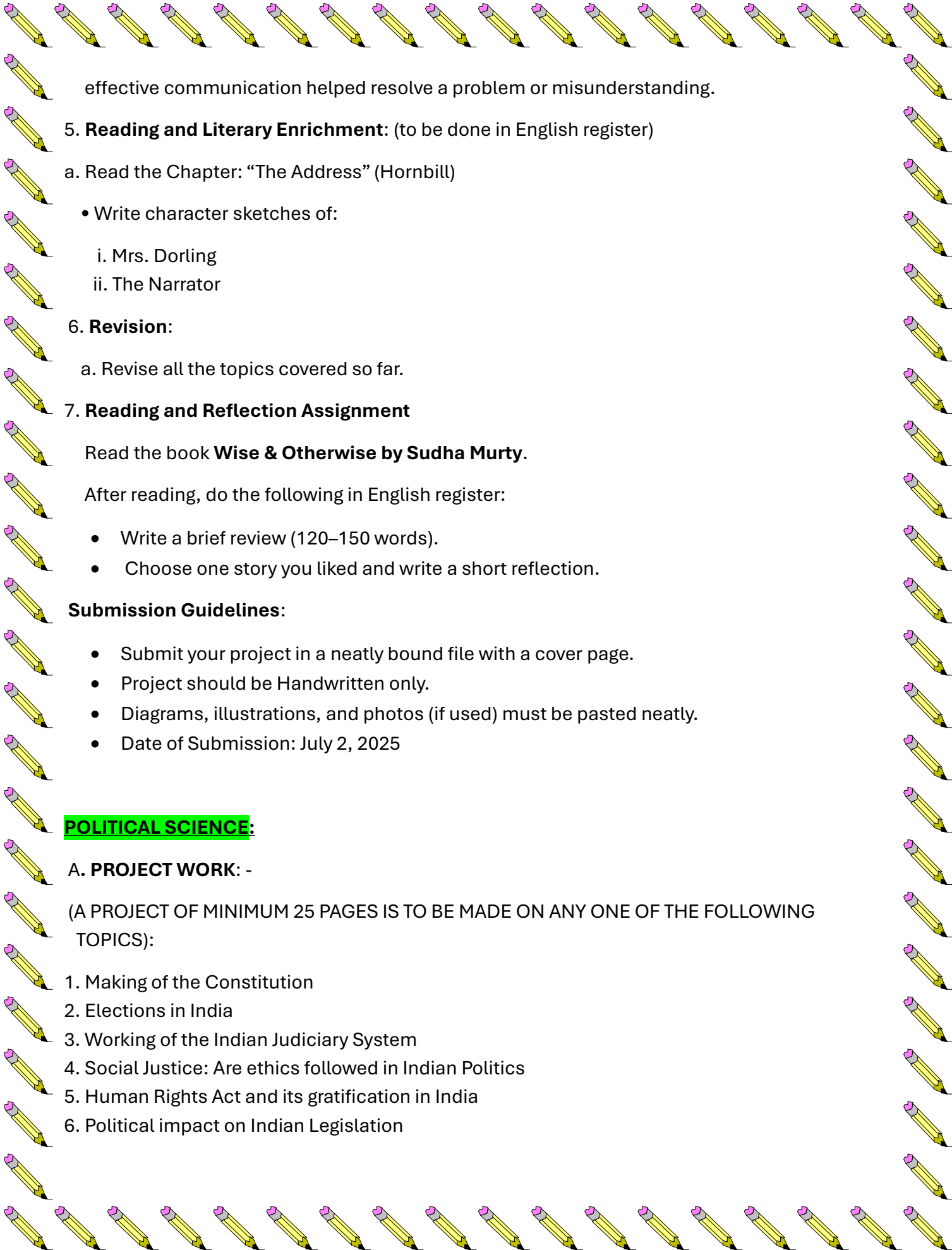
a. Evergreen Practice Papers 1,2, and 3

3. **Grammar Practice** (to be done in the book- Evergreen Practice Papers)

- Gap Filling : Exercises 1 to 4
- Editing: Exercises 1 to 4

4. **Creative Reflection Task** (to be done in English register)

a. Write a **short narrative or personal account** (150–180 words) on a moment when



effective communication helped resolve a problem or misunderstanding.

5. Reading and Literary Enrichment: (to be done in English register)

a. Read the Chapter: “The Address” (Hornbill)

- Write character sketches of:

- i. Mrs. Dorling
- ii. The Narrator

6. Revision:

a. Revise all the topics covered so far.

7. Reading and Reflection Assignment

Read the book **Wise & Otherwise by Sudha Murty.**

After reading, do the following in English register:

- Write a brief review (120–150 words).
- Choose one story you liked and write a short reflection.

Submission Guidelines:

- Submit your project in a neatly bound file with a cover page.
- Project should be Handwritten only.
- Diagrams, illustrations, and photos (if used) must be pasted neatly.
- Date of Submission: July 2, 2025

POLITICAL SCIENCE:

A. PROJECT WORK: -

(A PROJECT OF MINIMUM 25 PAGES IS TO BE MADE ON ANY ONE OF THE FOLLOWING TOPICS):

1. Making of the Constitution
2. Elections in India
3. Working of the Indian Judiciary System
4. Social Justice: Are ethics followed in Indian Politics
5. Human Rights Act and its gratification in India
6. Political impact on Indian Legislation



THE FOLLOWING SEQUENCE HAS TO BE FOLLOWED IN THE PROJECT:

1. Cover page (name of the topic chosen, student details)
 2. Acknowledgement
 3. Certificate
 4. Index
 5. Introduction
 6. Content (it should include Timeline/ Maps/ Mind maps/Pictures/ newspaper cutting/ clippings etc. as per the requirement of the content.)
 7. A case study/ research analysis / a report on recent developments.
 8. Conclusion
 9. Bibliography
- B. Watch the documentary – SAMVIDHAN, and write a review reflecting your understanding and the key takeaways in your notebook.
- C. Read the newspaper daily, paste at least 10 editorials in the notebook.
- D. Prepare a General Studies project on the topic- **“Topic :- International Understanding”**

The sequence of the project should be as follows:-

1. Cover page (name of the topic, student details.)
2. Acknowledgment
3. Certificate.
4. Index
5. Introduction
6. Content
 - I. Meaning of internationalism and international understanding. Perspective on global citizenship
 - II. Need, scope, dimensions and basic principles of international understanding
 - III. International organizations and forums working for mutual cooperation and international understanding
 - IV. Place and role of human rights in international understanding
 - V. Peace conventions, international cooperation on environment and climate change.
6. A case study/ research analysis / or any recent developments.
7. Conclusion
8. BIBLIOGRAPHY

MINIMUM PAGES -25

PASTE PICTURES/MIND MAPS/ NEWSPAPER CLIPPINGS ETC TO SUPPORT YOUR PROJECT.



ECONOMICS:

1. Read Statistics Ch.- 1,2 and 4

Micro Economics Ch.-3,4

2. Do back exercises in the book (All one marker type Questions)

3. Revise the Syllabus done so far.

4. Make a General Studies Project on the topic –‘**Current trends in Socio Economic Structure**’

(Following points to be included)

- *Current trends in Socio Economic Structure

- *Socio Economic Structure

- *Implementing social protection strategies

- *Limitations and uncertainties of socio-economic Structure

5. Prepare a project file in economics as per the topics allotted in the classroom.

1. Concept of Production Possibility Curve (PPC)

2. Indifference Curve Analysis-Consumer’s Equilibrium

3. Bumper Production- Boon or Bane for the Farmer

4. Demonetisation

5. Organic Farming-Back to the nature

6. Digital India

7. Make in India-The way ahead

8. Goods and Services Tax Act and its impact on GDP

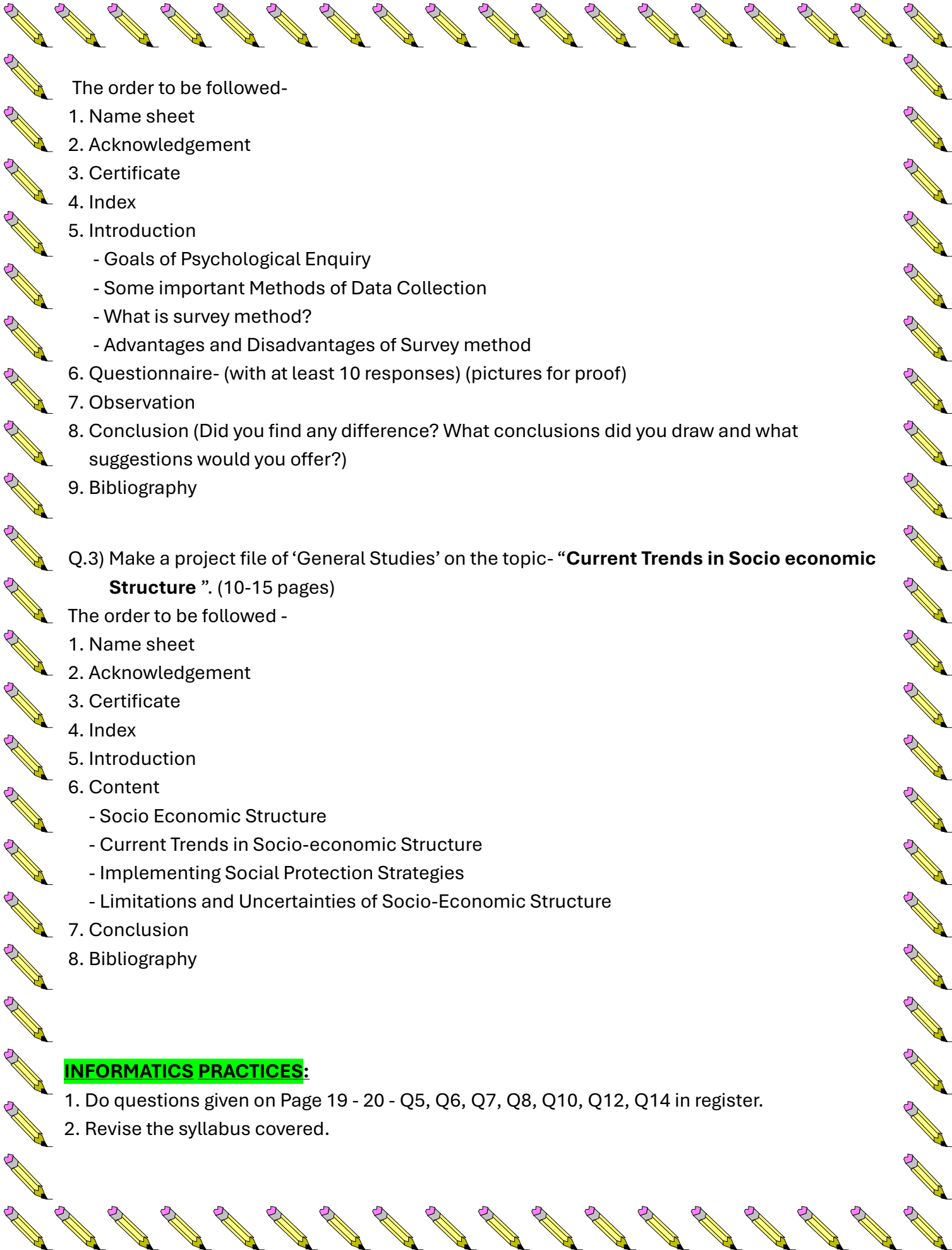
9. Sustainable Development

10. Cost

PSYCHOLOGY:

Q.1. Make a poster on an A4 size sheet on the topic- “**Mental health and Well-being**” and paste it in your notebook.

Q.2. Conduct a survey on the after-school activities of Class Vth to Class Xth students, taking a sample of 10-15 students. Prepare a questionnaire to find information about the time devoted by them in various activities such as studying, playing, television viewing, hobbies, etc.



The order to be followed-

1. Name sheet
2. Acknowledgement
3. Certificate
4. Index
5. Introduction
 - Goals of Psychological Enquiry
 - Some important Methods of Data Collection
 - What is survey method?
 - Advantages and Disadvantages of Survey method
6. Questionnaire- (with at least 10 responses) (pictures for proof)
7. Observation
8. Conclusion (Did you find any difference? What conclusions did you draw and what suggestions would you offer?)
9. Bibliography

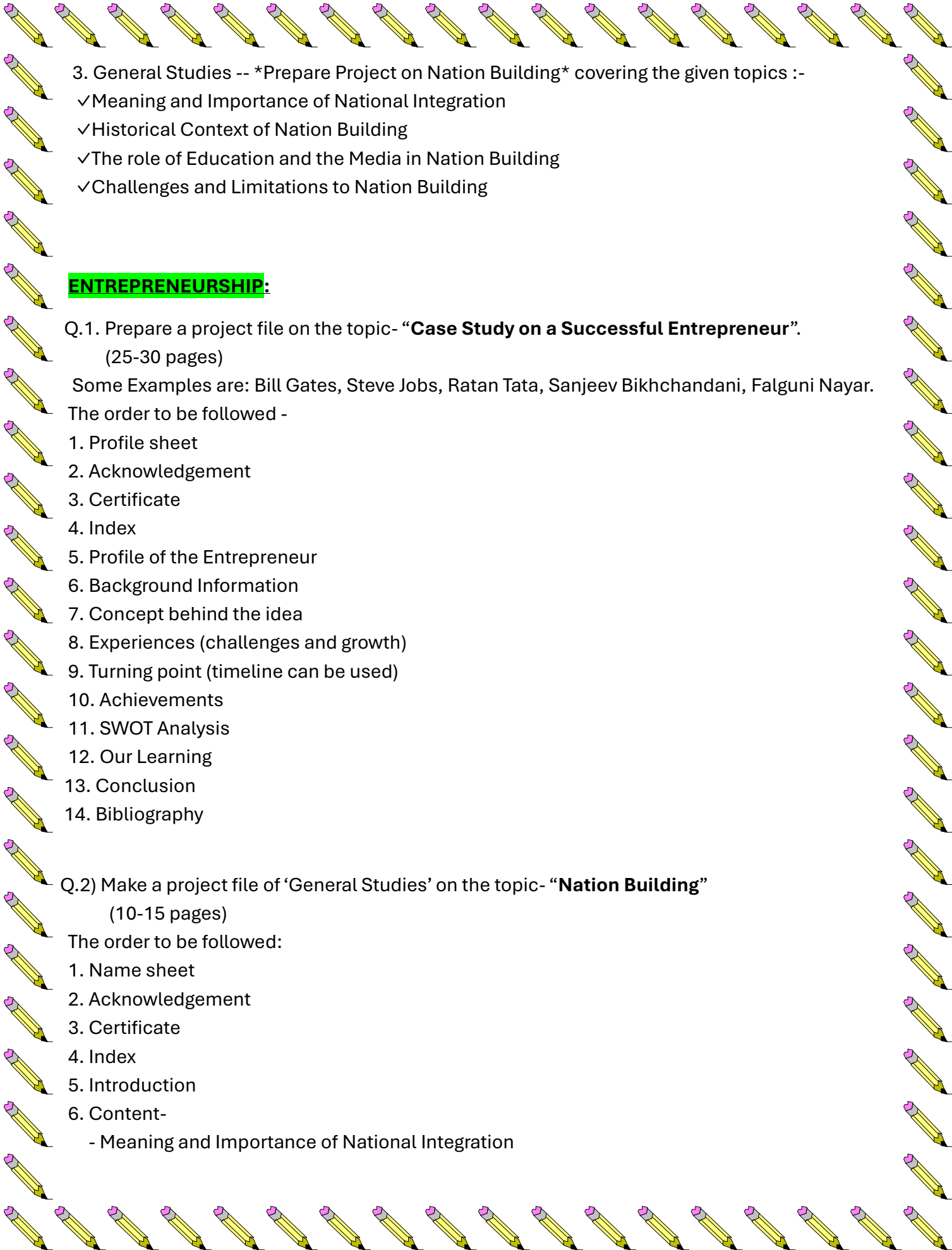
Q.3) Make a project file of 'General Studies' on the topic- "**Current Trends in Socio economic Structure**". (10-15 pages)

The order to be followed -

1. Name sheet
2. Acknowledgement
3. Certificate
4. Index
5. Introduction
6. Content
 - Socio Economic Structure
 - Current Trends in Socio-economic Structure
 - Implementing Social Protection Strategies
 - Limitations and Uncertainties of Socio-Economic Structure
7. Conclusion
8. Bibliography

INFORMATICS PRACTICES:

1. Do questions given on Page 19 - 20 - Q5, Q6, Q7, Q8, Q10, Q12, Q14 in register.
2. Revise the syllabus covered.



3. General Studies -- *Prepare Project on Nation Building* covering the given topics :-

- ✓Meaning and Importance of National Integration
- ✓Historical Context of Nation Building
- ✓The role of Education and the Media in Nation Building
- ✓Challenges and Limitations to Nation Building

ENTREPRENEURSHIP:

Q.1. Prepare a project file on the topic- “**Case Study on a Successful Entrepreneur**”.

(25-30 pages)

Some Examples are: Bill Gates, Steve Jobs, Ratan Tata, Sanjeev Bikhchandani, Falguni Nayar.

The order to be followed -

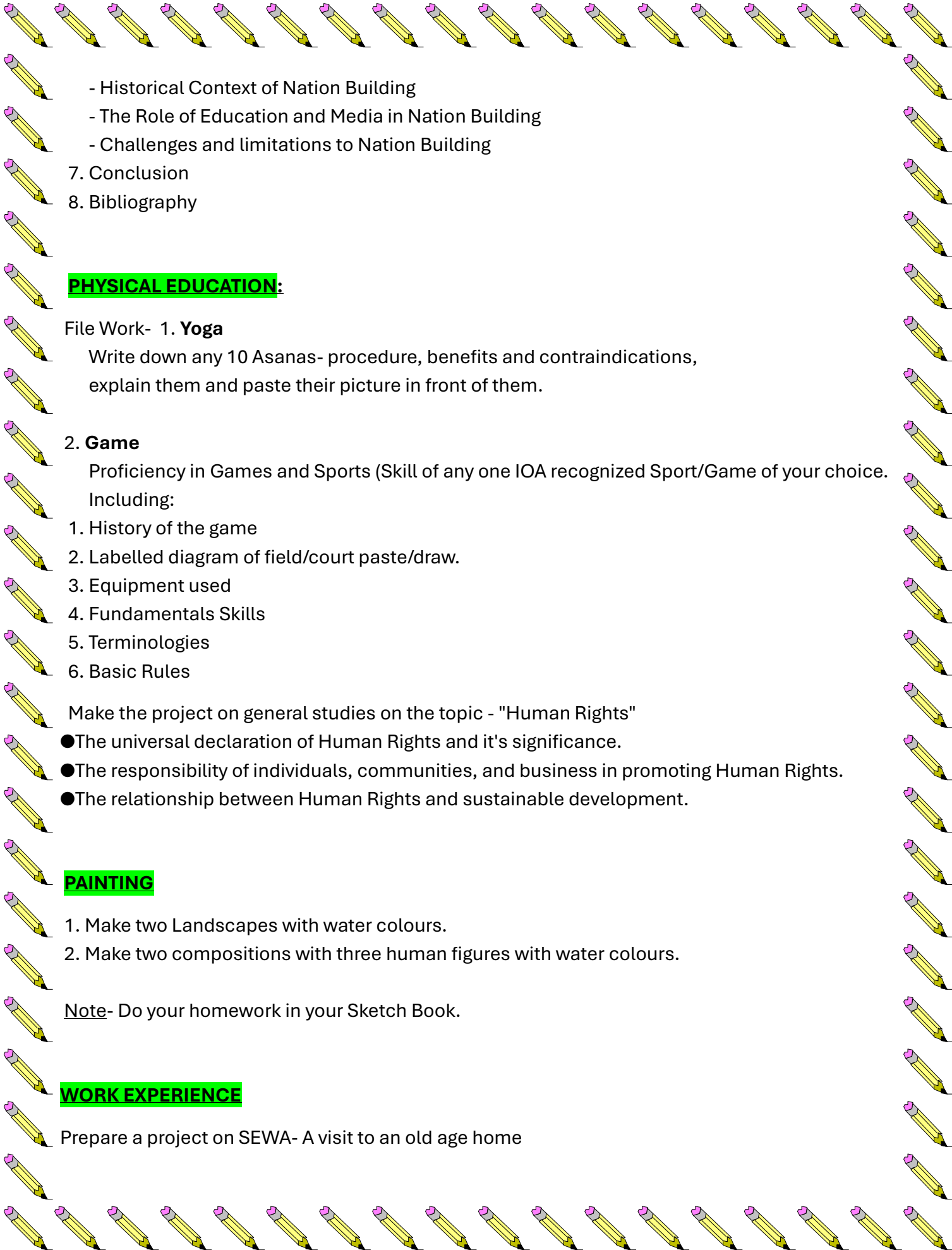
1. Profile sheet
2. Acknowledgement
3. Certificate
4. Index
5. Profile of the Entrepreneur
6. Background Information
7. Concept behind the idea
8. Experiences (challenges and growth)
9. Turning point (timeline can be used)
10. Achievements
11. SWOT Analysis
12. Our Learning
13. Conclusion
14. Bibliography

Q.2) Make a project file of ‘General Studies’ on the topic- “**Nation Building**”

(10-15 pages)

The order to be followed:

1. Name sheet
2. Acknowledgement
3. Certificate
4. Index
5. Introduction
6. Content-
 - Meaning and Importance of National Integration

- 
- Historical Context of Nation Building
 - The Role of Education and Media in Nation Building
 - Challenges and limitations to Nation Building

7. Conclusion

8. Bibliography

PHYSICAL EDUCATION:

File Work- 1. **Yoga**

Write down any 10 Asanas- procedure, benefits and contraindications, explain them and paste their picture in front of them.

2. **Game**

Proficiency in Games and Sports (Skill of any one IOA recognized Sport/Game of your choice. Including:

1. History of the game
2. Labelled diagram of field/court paste/draw.
3. Equipment used
4. Fundamentals Skills
5. Terminologies
6. Basic Rules

Make the project on general studies on the topic - "Human Rights"

- The universal declaration of Human Rights and it's significance.
- The responsibility of individuals, communities, and business in promoting Human Rights.
- The relationship between Human Rights and sustainable development.

PAINTING

1. Make two Landscapes with water colours.
2. Make two compositions with three human figures with water colours.

Note- Do your homework in your Sketch Book.

WORK EXPERIENCE

Prepare a project on SEWA- A visit to an old age home