

# SUMMER VACATION



RAMAKRISHNA SENIOR SECONDARY SCHOOL  
M BLOCK, VIKASPURI, NEW DELHI

**HOLIDAY HOMEWORK**  
**SESSION : (2026-27)**  
**Class - 1**



**Dear Parents**

**Greetings from the RKS Fraternity!**

The Academic Session 2026-27 has begun in full swing and students have settled well in their classes. Now it is the time for Summer Break. The School will be closed for Summer Break for classes LKG to VIII from May 17, 2026 to June 30, 2026, and will reopen on July 1, 2026. In order to keep our students well engaged, we are sending the Summer Holiday Homework.

Summer Vacations are the most awaited holidays for students. It is also a time to enjoy those little pleasures of life that often get overlooked during the busy school routine. Students return to school refreshed and rejuvenated after a much needed break.

There are a few things that school can keep in mind to utilize this break fruitfully:

- Go for educational trips and excursions
- Spend quality time with family and friends.
- Pursue your hobbies and interests.
- Sharpen your skill and develop new ones.
- Follow a fitness regime to stay agile both mentally and physically.
- Learn and exposure new things.
- Relax your body and mind because , “A Healthy Mind Lives in a Healthy Body”
- Develop the habit of reading books, newspapers and magazines.
- Revise important concepts learnt during the session to strengthen understanding.
- Limit excessive screen time and use digital devices wisely.
- Practice good manners, discipline, and positive behavior at home and outside.
- Stay safe and follow necessary precautions while travelling and engaging in outdoor activities.

In order to keep our students meaningfully engaged, summer holidays homework will be available on the school website: [www.rks.net.in](http://www.rks.net.in).

We wish all our students a delightful, safe, and productive Summer Break!

**Regards  
Principal**



*Summer, Summer  
Is almost here,  
Time for fun,  
and swimming gear.*

*Trips to the beach,  
Are always such fun.  
Along with baseball,  
And games where we run*

*Summer, Summer  
Is almost here,  
I can hardly wait,  
Let's give a big CHEER!*



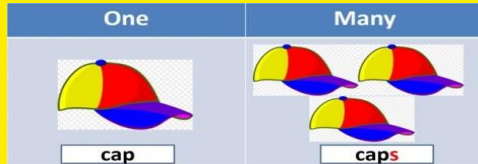
# English

1. Show the concept of one and many and rhyming words using any 5 different pictures in your **English notebook** (Red colour). Refer to the pictures given below in

❖ Rhyming words eg:- bear – pear



❖ One – many eg: star –stars



**NOTE:** Students with initials A to L (Rhyming Words)  
Students with initials M to Z (One and Many)

2. Make a beautiful train of vowel words in a creative way and paste it in the **scrap book**. Refer the picture given below.



**For eg:** cat → ten → nib → bowl → luck

3. Rewrite the following sentences using capital letter and full stop wherever required in **English notebook**. (Red colour)

- a) the elephant is huge
- b) this is my pencil
- c) she has a red bag
- d) my mother is beautiful
- e) the bird is on the tree

4. Arrange the following set of words in Alphabetical Order in **English notebook**. (Red colour)


- |             |        |         |        |
|-------------|--------|---------|--------|
| a) yellow   | red    | purple  | blue   |
| b) mom      | dad    | brother | sister |
| c) snow     | wind   | rain    | hail   |
| d) elephant | monkey | tiger   | lion   |
| e) jump     | run    | fly     | dance  |

5. Complete English Cursive Writing book (Cursive Writing) two pages daily.

**NOTE: MAKE ONE SCRAP BOOK FOR ALL SUBJECTS**



1. Show the concept of Backward Counting from (20-1) in **scrap book**. Refer to the picture given below.



2. Show 10 sums of Addition (single digit) in creative & an attractive way in **Maths notebook**.  
(Blue colour)
3. Complete the following pages in Maths book (Aspiring Maths) Pg 17-20, 23,24,28,30,31,35, 41, 42, 43, 45, 51 & 53.
4. Learn Number Names from 1-50.





1. "A FATHER'S TOUCH IS A GENTLE EMBRACE, A REMINDER THAT WE ARE ALWAYS SAFE AND CHERISHED."

This year Father's Day is on 21 June, 2026, to make this day more special and memorable make a beautiful handmade "Dad- You're My Superhero" Tie for your father. Make him feel special by awarding this Tie to him . Also click the pictures and paste it in **scrap book**.




2. Basic Table Manners are an integral part of our life. Make a beautiful Table Mat using A3 coloured sheet, paste pictures of healthy food items on one side and junk food items on the other side of the sheet and get it laminated. Do bring it daily to school to be used during recess time. Don't forget to mention your name on it.
3. Make a small First – Aid kit using an old shoe box. Ensure the kit should have the following items in that – Band-aids, Hajmola, Dettol, Cotton, Vicks Balm, Honitus, Antiseptic Cream etc.
4. Make a creative wall hanging showing Classroom Rules to be followed every day in school. Refer to the picture given below:-





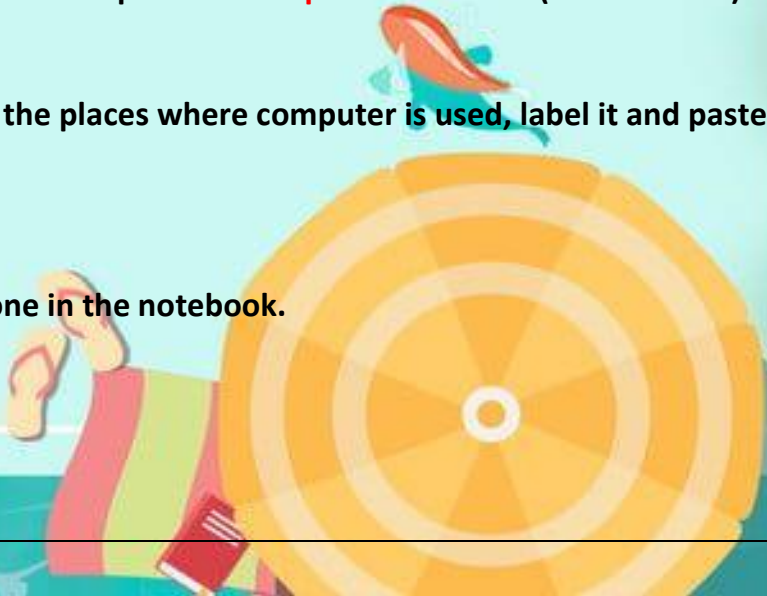
# हिंदी

1. अपना नाम A4 शीट पर लिखें और उंगलियों की छाप से सजा कर **हिंदी कार्य पुस्तिका** में चिपकाएं।
2. हिंदी सुलेख पुस्तिका के दो पृष्ठ रोज़ करें।
3. हिंदी स्वरों की माला बनाएं केवल रंगीन कागज का प्रयोग करें।
4. किन्हीं पांच शब्दों के तुक वाले शब्द सुंदर तरीके से **स्कैपबुक** में प्रस्तुत करें। उदाहरण हेतु:



## COMPUTER

1. Draw and Paste parts of Computer in **Computer notebook** (white colour) and label it.
2. Paste the pictures of the places where computer is used, label it and paste it in the **scrap book**.
3. Read L-1 and L-2.
4. Learn all the work done in the notebook.



# GENERAL KNOWLEDGE



◆ Do L-9,10,11,16,21,22,23,24,25,31,33,35,37,40-48 of GK book.



1. Draw a Sketch Pen Patterns on 'Topic: Bird' in **sketch file** (Refer Pg no 33)
2. Do Finger Impression Art in on 'Topic: Tree' in **sketch file**. (Refer Pg no 42)
3. Make a Cartoon Puppet using a cardboard and paper of size 10x10.



**RAMAKRISHNA SENIOR SECONDARY SCHOOL**

**PERIODIC TEST-1 ( 2026-2027) SYLLABUS**

**CLASS-1**

<b>Subject</b>	<b>Syllabus</b>
English	<ul style="list-style-type: none"><li>• Vowels (matching and naming)</li><li>• Phonetics (oo,ee,ch,wh)</li><li>• Use of Capital letter and Full stop</li><li>• One and Many</li><li>• Alphabetical Order</li><li>• Rhyming Words</li></ul> <b>Skills for Life</b> <ul style="list-style-type: none"><li>• Lesson-1 Sharing is Fun</li></ul>
Maths	<ul style="list-style-type: none"><li>• Counting (straight and backward (1-150)</li><li>• What comes after, before, and in between</li><li>• Number Names (1-50)</li><li>• Count and Write (1-20)</li><li>• Table of 2</li><li>• Addition (single digit)</li></ul>
E.V.S	<ul style="list-style-type: none"><li>• L- 1: Know About Me</li><li>• L-2: Our Sense Organs</li><li>• L- 3: Our Body</li></ul>
हिंदी	<b>कुमुदिनी</b> <ul style="list-style-type: none"><li>• दो, तीन, चार वर्णों वाले अमात्रिक शब्द</li><li>• आ, इ, की मात्रा (शब्द निर्माण, वाक्य रचना और चित्र देखकर शब्द लिखो, खाली स्थान भरो)</li></ul> <b>सरस</b> <ul style="list-style-type: none"><li>• पाठ 1 :- तितली रानी</li></ul> <b>व्याकरण :-</b> <ul style="list-style-type: none"><li>• तुक मिलाओ</li></ul>
Computer	<ul style="list-style-type: none"><li>• L- 1 Computer – A Wonderful Machine</li><li>• L -2 Parts of a Computer</li></ul>

