



RKS - WORLD JUNIOR SCHOOL

M-BLOCK, VIKAS PURI, NEW DELHI-18

Session: 2026-27

Holiday Homework

Class: L.K.G



Summer vacation is the most awaited holidays by the students. It is also a time to enjoy those little pleasures of life that get overlooked during the busy school routine. They get a positive bounce back when they rejoin school after this much needed break. There are a few things that students can keep in mind to utilize this break fruitfully.

- 
- S** - Sand play
 - U** - Unbutton & Button your shirt
 - M** - Meditate daily
 - M** - Minimize use of mobile phones
 - E** - Eat green vegetables
 - R** - Regularly exercise
 - V** - Value discipline in your life
 - A** - Arrange your toys & books daily
 - C** - Clean your hands
 - A** - Always help your parents
 - T** - Tie your shoe laces
 - I** - Improve your concentration
 - O** - Offer help to each other
 - N** - Nature walk

Dear Parents,

Greetings from the RKS Fraternity!

The Academic Session 2026-27 has begun in full swing and students have settled well in their classes. Now is the time for Summer Break. The School will be closed for Summer Break from May 18, 2026 to June 30, 2026. The school will reopen on July 1, 2026. In order to keep our students well engaged, we are sending the Summer Holidays' Homework.

General Instructions :

- Make sure to get all the work done by the child himself/ herself. As a Parent you can guide your child but don't involve yourself in doing the work.
- The Holidays' Homework is a part of internal assessment and carries marks , hence everyday take out some quality time for your child and make him/ her complete the work.
- We will be conducting PT -1 exams for LKG and UKG Classes in the month of July. Syllabus will be sent to you shortly. Sincere completion of Holidays' Homework will help your child prepare for the exams.
- Holidays' Homework is to be submitted positively on July 3, 2026 in a well labelled folder.

Summer Vacations are the most awaited holidays by the students. It is also a time to enjoy those little pleasures of life that get overlooked during the busy school routine. They get a positive bounce back when they rejoin school after this much-needed break. There are a few things that students can keep in mind to utilize this break fruitfully.

- Go for educational trips and excursions.
- Spend quality time with family and friends.
- Pursue your hobbies and interests.
- Sharpen your skills and develop new ones.
- Follow a fitness regime to stay agile both mentally and physically.
- Learn and explore new things.
- Relax you body and mind because, “ A Healthy Mind Lives in a Healthy Body.”

HOW INDEPENDENT CAN I BECOME ?

- Buttoning or Unbuttoning the shirt.
- Laying the table & wearing Apron.
- Arranging toys & books. Packing & unpacking the bag.
- Wearing socks & shoes and tying shoe laces.

CONVERSATION

GENERAL COURTESIES : 'GOOD MORNING, GOOD AFTERNOON & GOOD NIGHT'

SELF INTRODUCTION : Practice the lines of Self Introduction given in syllabus .

Learn Magic words : Thank You, Sorry, Please, Welcome & Excuse Me.

ORATORY SKILLS

- ENGLISH** : Learn new words starting from letters A - D to raise your vocabulary.
- ENGLISH RHYME** : Learn the Rhymes - Prayer, Ten Little Fingers, My Red Balloon, Two little Dicky Birds, Up in the Blue Sky from 'Rhythm' Book.
- ENGLISH STORY** : Learn English story "Fox & the Grapes" (refer Rhythm book).
- HINDI** : Do reading of page no. – 2 - 5 from 'अक्षर परिचय ' Book
- HINDI RHYME** : Learn the Rhymes - प्रार्थना, गर्मीके फल, सूरज गोल, चन्दा गोल, माँ तू कितनी अच्छी है, बारिश from 'Rhythm' Book.
- HINDI STORY** : Learn Hindi story "क्रुद्धा और खरगोश" (refer Rhythm book.)
- MATHS** : Revise Oral Counting from 1 to 20. Revise Shapes – Circle, Triangle & Square and revise Pre-Number concepts.
- G.K** : Learn the topics - Fruits, Colours and Shapes, My Family, Parts of body from 'Fun with pictures' book.


WRITING SKILLS

ENGLISH (work to be done in 3-in-one notebook)

Write 2 pages each of letters A, B, C, D (undotted) & also paste 4 pictures from each letter on the left side of the notebook.

Write 2 pages of sequence A – D (3 times on each page).

For Eg. →




HINDI (work to be done in 3-in-one notebook)

Write 2 pages of each swar ' अ,आ,इ,ई,उ,ऊ '

Write 2 pages of sequence 'अ – ऊ' (3 times on each page).


For Eg. →



MATHS (work to be done in 3-in-one notebook)

- Write 2 pages of each numbers 1, 2, 3, 4, 5 (undotted).
- Write 2 pages of sequence 1 - 5 (3 times on each page).

For Eg. →



PATTERN BOOK

Do Page no.8,9,16,17, 30 to 40 in 'Patterns Lines and Curves.'

SUBJECT ENRICHMENT ACTIVITY

Complete the attached worksheets of Hindi, Maths & G.K. subjects.

Have a delightful and productive Summer Break!

HINDI WORKSHEET - 1

Date : _____

स्वर पहचान कर सही चित्र में रंग भरो।

अ		
आ		
इ		
ई		
उ		
ऊ		

Signature _____

HINDI WORKSHEET - 2

Date : _____

चित्रों को सही अक्षर से मिलाइए-



Signature _____

MATHS WORKSHEET - 1

Date : _____

Count & Match

1



2



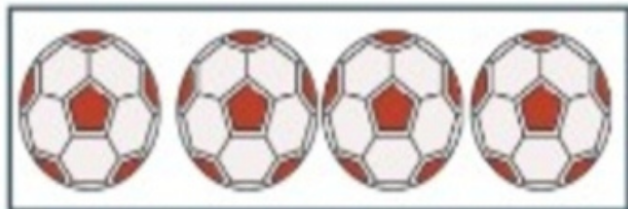
3



4



5



Signature _____

MATHS WORKSHEET - 2

Date : _____

Count the items & write in the box



Signature _____

Date : _____



COLOR & SHAPE FUN ACTIVITY SHEET

SECTION 1: COLOR BY SHAPE





- Red = Square
- Blue = Circle
- Green = Triangle
- Yellow = Star










Signature _____

Date : _____

Fruit or Vegetable?

Color the circle **green** for vegetable and **red** for fruit.



Signature _____