



# **RKS-WORLD JUNIOR SCHOOL**

**M- Block, Vikaspuri New Delhi-18**

**Session 2026-27**

**HOLIDAY HOMEWORK**

**CLASS – U.K.G**






**Dear Parents,  
Greetings from the RKS Fraternity!**

**The Academic Session 2026-2027 has begun in full swing and students have settled well in their classes. Now is the time for Summer Break. The School will be closed for Summer Break from May 18, 2026 to June 30, 2026. The school will reopen on July 1, 2026. In order to keep our students well engaged, we are sending the Summer Holiday Homework.**

**General Instructions :**

- 1. Make sure to get all the work done by the child himself/herself. As a parent you can guide your child but don't involve yourself in doing the work.**
- 2. The Holidays' Homework is a part of Internal assessment and carries marks, hence everyday take out some quality time for your child and make him/her complete the work.**
- 3. Holidays' Homework is to be submitted positively on July 3, 2026 in a well labelled folder.**

A vibrant graphic with a tropical beach background. At the top, there's a sun on the right and a starfish on the left. The background shows a blue sky with clouds, a turquoise ocean with white waves, and a sandy beach with palm trees, seashells, and a beach ball. The text is centered in the upper half of the image.

Summer vacation is the most awaited holidays by the students. It is also a time to enjoy those little pleasures of life that get overlooked during the busy school routine. They get a positive bounce back when they rejoin school after this much needed break. There are a few things that students can keep in mind to utilize this break fruitfully.

- S** - Sand play
- U** - Unbutton & Button your shirt
- M** - Meditate daily
- M** - Minimize use of mobile phones
- E** - Eat green vegetables
- R** - Regularly exercise
- V** - Value discipline in your life
- A** - Arrange your toys & books daily
- C** - Clean your hands
- A** - Always help your parents
- T** - Tie your shoe laces
- I** - Improve your concentration
- O** - Offer help to each other
- N** - Nature walk

## ORATORY SKILLS

- ENGLISH : Learn new words starting from letters (a to l) to raise your vocabulary.  
ENGLISH RHYME : Learn the Rhymes - Little Miss Muffet, Vegetables, Down at the bus stop.  
ENGLISH STORY : Learn story Fox & the Crow (Refer Rhyme Book).  
HINDI RHYME : Learn the rhymes - अपना घर, चुन्नू और मुन्नू, आलू बोला, माँ तू कितनी अच्छी है।  
HINDI STORY : Learn story “सारस और लोमड़ी” (Refer Rhyme Book).  
MATHS : Learn counting from 1 – 100.  
G.k : Learn the topics - Colours & Shapes, Parts of the Body, Sense Organs , Days and Months, My classroom and My School.

## WRITING SKILLS

All work is to be done in 3- in -1 notebook.


### ENGLISH

Write 2 pages of each letter (a, b, c, d, e, f, g, h, i, j, k, l).

Practice 2 pages of Dictation of the above given letters (a-l).

Paste 2 different pictures with each letter to enhance your vocabulary.

For Eg.



### HINDI

write 2 pages of each vyanjan (क-ज)

Practice 2 pages of Dictation of the above given vyanjans (क – ज).

Paste 2 different pictures with each vyanjan to enhance your vocabulary

### MATHS

Write 2 pages of counting from 1 – 50

Write 2 pages of counting from 51 – 100

Practice 2 pages of Dictation (1 – 100).

### SUBJECT ENRICHMENT ACTIVITY

Complete the attached worksheets of Hindi, Maths & G.K. subjects.

**Have a delightful and productive Summer Break!!!**

G.K WORKSHEET - 1



NAME - \_\_\_\_\_

**Match the object to the sense organ**



NAME - \_\_\_\_\_

# Color The Shapes



## HINDI WORKSHEET- 1

NAME - \_\_\_\_\_

चित्र को देख कर पहला अक्षर लिखो



NAME - \_\_\_\_\_

चित्र के साथ अक्षरों का मिलान करें

ऋ



क



ख



च



घ



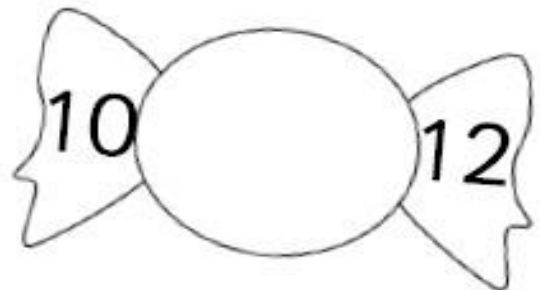
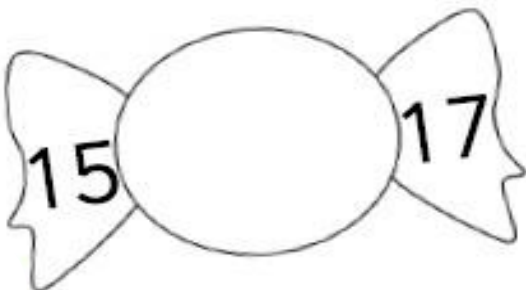
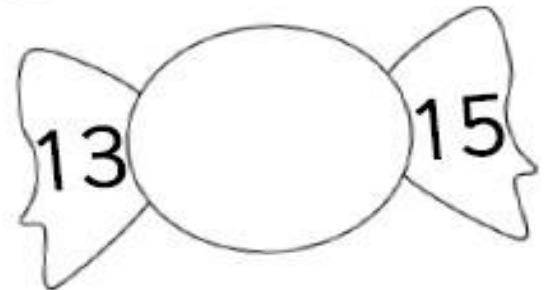
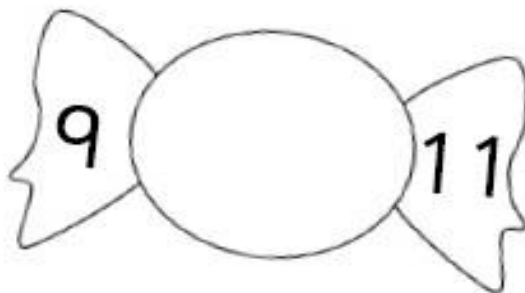
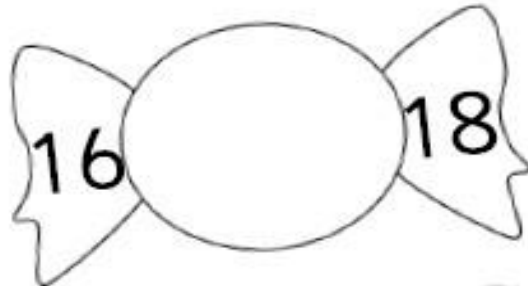
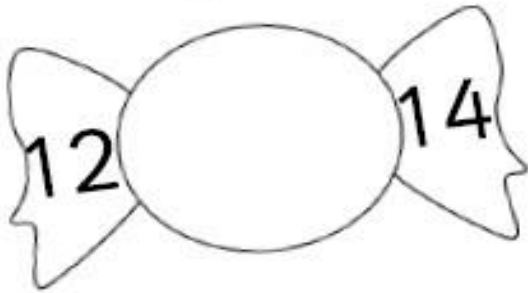
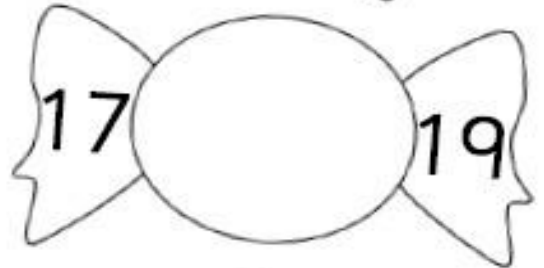
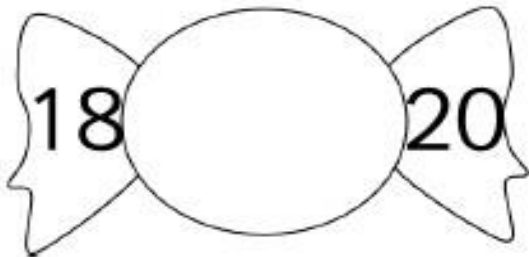
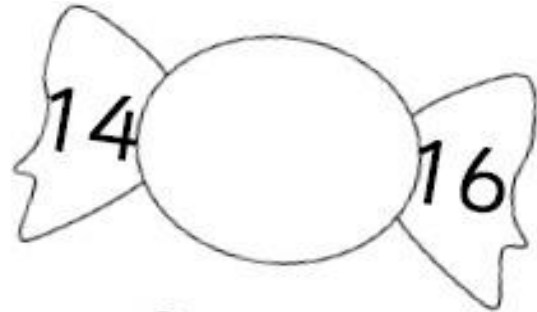
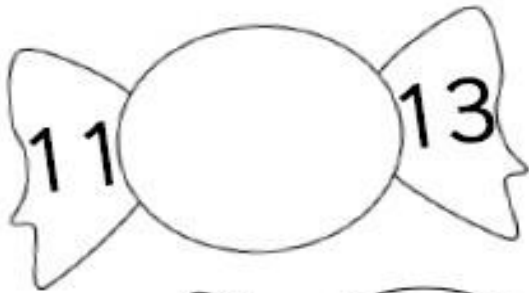
ग



MATHS WORKSHEET -1

NAME - \_\_\_\_\_

**WHAT COMES BETWEEN**



**MISSING NUMBERS**

NAME - \_\_\_\_\_

START

51

START

61

START

71

START

81

START

91

59

65

77

82

95

98